



LEGENDARY  
PERFORMANCE™

SW6000 Conference Management Software, Version 6.8

# SW6000

## Customized Reports

### Conference Log Report

Conference Name	City Hall Meeting, Nov. 25th 2015			Start time	Stop time	Duration
<i>Start conference</i>	<b>City Hall Meeting, Nov. 25th 2015</b>			11/25/2015 11:26:04 AM	11/25/2015 11:26:24 AM	00:20
<i>Subject:</i>	<b>No Subject</b>			11:26:04 AM	11:31:32 AM	05:28
<i>Login:</i>	Nanna West	Mrs.	Delegate	11:26:07 AM	11:26:16 AM	00:08
<i>Login:</i>	Nanna West	Mrs.	Delegate	11:26:21 AM	11:26:24 AM	00:03
<i>Stop conference</i>	<b>City Hall Meeting, Nov. 25th 2015</b>			11:26:04 AM	11:26:24 AM	00:20
<i>Conference summary</i>	Duration					00:20
<i>Conference summary</i>	Participating delegates					1
<i>Conference summary</i>	Speakers					0
<i>Conference summary</i>	Voting sessions					0
<i>Start conference</i>	<b>City Hall Meeting, Nov. 25th 2015</b>			11/25/2015 11:27:15 AM	11/25/2015 3:23:11 PM	03:55:56
<i>Subject:</i>	<b>No Subject</b>			11:27:15 AM	11:31:32 AM	04:17
<i>Login:</i>	Peter Hastings		Delegate	11:27:15 AM	3:23:11 PM	03:55:55
<i>Login:</i>	Raymond Smith		Deputy	11:27:16 AM	3:23:11 PM	03:55:55
<i>Login:</i>	Jane Doe		Delegate	11:27:16 AM	3:23:11 PM	03:55:55
<i>Login:</i>	Frank Summer		Delegate	11:27:16 AM	3:23:11 PM	03:55:55
<i>Login:</i>	Roland Simmer		Delegate	11:27:16 AM	3:23:11 PM	03:55:55
<i>Login:</i>	Steven Reid		Deputy	11:27:16 AM	3:23:11 PM	03:55:55
<i>Login:</i>	Nanna West	Mrs.	Delegate	11:27:16 AM	3:23:11 PM	03:55:55
<i>Speak:</i>	Steven Reid		Deputy	11:28:13 AM	11:28:14 AM	00:00
<i>Speak:</i>	Roland Simmer		Delegate	11:28:15 AM	11:28:15 AM	00:00
<i>Speak:</i>	Roland Simmer		Delegate	11:28:16 AM	11:28:16 AM	00:00
<i>Speak:</i>	Roland Simmer		Delegate	11:28:16 AM	11:28:17 AM	00:00
<i>Speak:</i>	Steven Reid		Deputy	11:28:17 AM	11:28:18 AM	00:00
<i>Speak:</i>	Steven Reid		Deputy	11:28:18 AM	11:28:19 AM	00:00
<i>Speak:</i>	Roland Simmer		Delegate	11:28:19 AM	11:28:20 AM	00:00

---

# Table of Contents

<b>Table of Contents .....</b>	<b>2</b>	<b>2.3</b>	<b>Appearance in the CAA .....</b>	<b>5</b>
<b>1 Introduction.....</b>	<b>3</b>	<b>2.4</b>	<b>Naming the reports.....</b>	<b>5</b>
<b>2 Customized Reports .....</b>	<b>4</b>	<b>2.5</b>	<b>Report Label Numbers in CAA.....</b>	<b>6</b>
<b>2.1 Copying of Files .....</b>	<b>4</b>	<b>3</b>	<b>Example .....</b>	<b>7</b>
<b>2.2 Report File structure.....</b>	<b>4</b>	<b>3.1.1</b>	<b>Agenda subject voting are replaced.....</b>	<b>7</b>

---

# 1 Introduction

The purpose of this document is to describe the how to install custom reports to SW6000.

## 2 Customized Reports

### 2.1 Copying of Files

Custom reports are released in a separate zip file and is not part of the SW6000 Installation Package. The reports must be copied to the correct folders.

The Conference Reports RDLC file (\$1448) must be copied to below CAA folder :

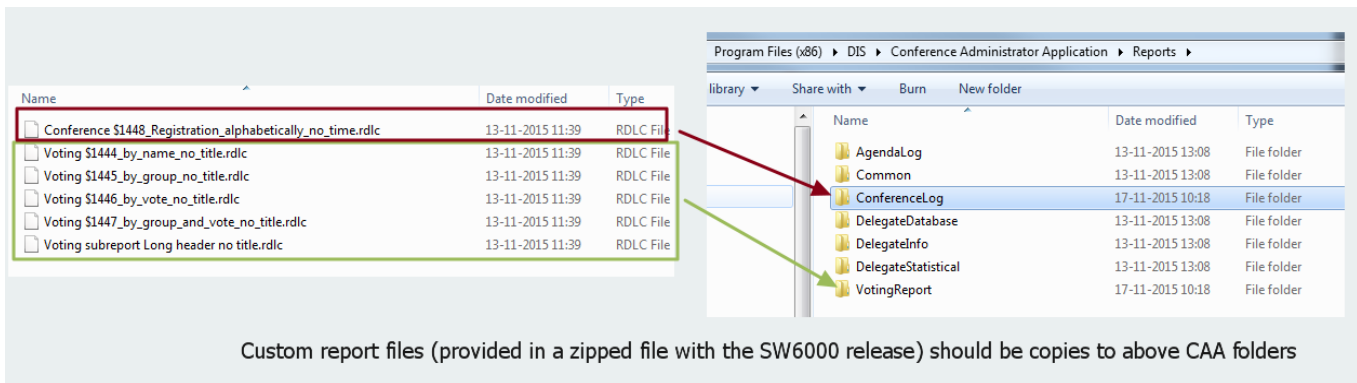
- *C:\Program Files (x86)\DIS\Conference Administrator Application\Reports\ConferenceLog*

The Voting Report files must be copied to:

- *C:\Program Files (x86)\DIS\Conference Administrator Application\Reports\VotingReport*

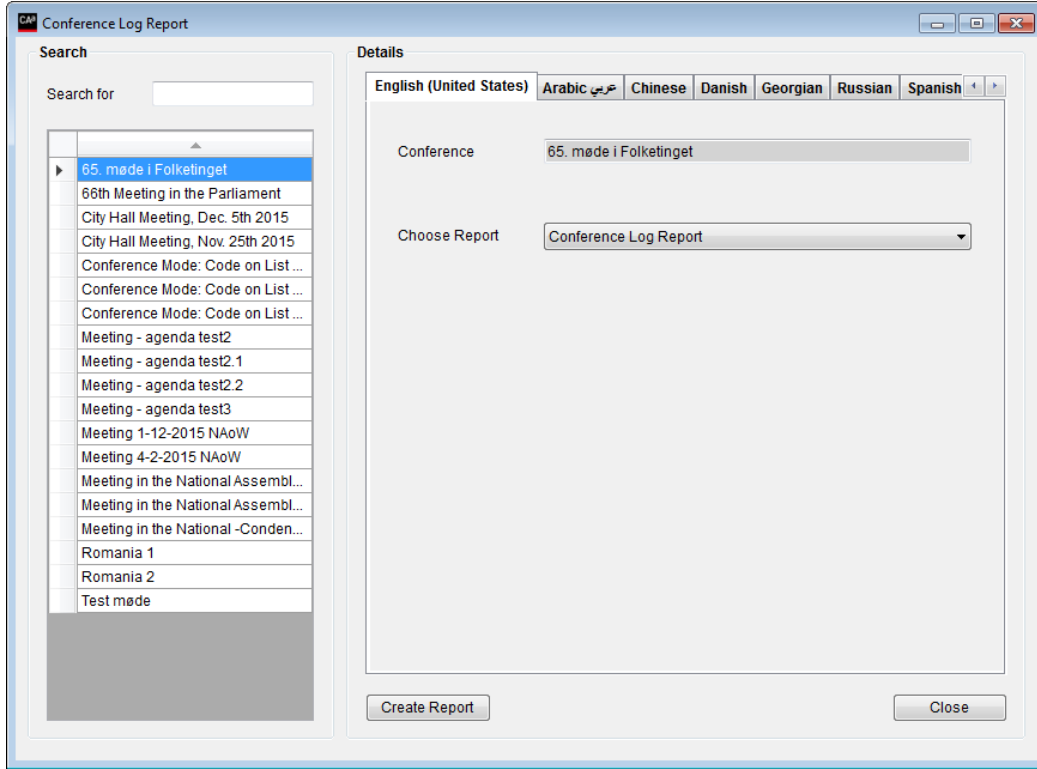
### 2.2 Report File structure

Example of copying of files to the Report folders



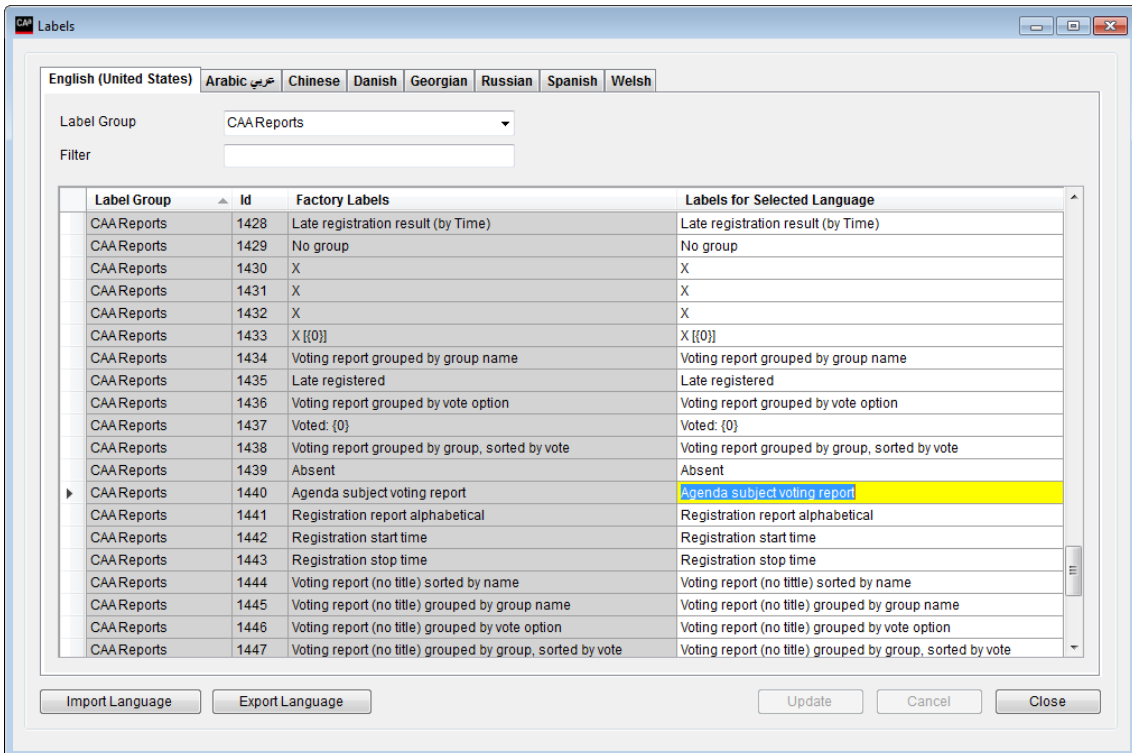
### 2.3 Appearance in the CAA

After copying the CAA can be started and the reports will appear in the CAA.



### 2.4 Naming the reports

All the reports can be renamed as required:



## 2.5 Report Label Numbers in CAA







To ease report testing and feedback, a command line parameter can be added for the CAA application which, when used, will include label numbers in both the CAA and in the PDF reports.

Example:

```
prjCAA.exe" -REPORTLABELID
```

## 3 Example

There are 6 new files:

 Voting subreport Long header no title.rdlc	30-11-2015 15:16	RDLC File	49 KB
 Voting \$1447_by_group_and_vote_no_titl...	30-11-2015 15:16	RDLC File	12 KB
 Voting \$1446_by_vote_no_title.rdlc	30-11-2015 15:16	RDLC File	12 KB
 Voting \$1445_by_group_no_title.rdlc	30-11-2015 15:16	RDLC File	12 KB
 Voting \$1444_by_name_no_title.rdlc	30-11-2015 15:16	RDLC File	12 KB
 Conference \$1448_Registration_alphabeti...	30-11-2015 15:16	RDLC File	48 KB

### 3.1.1 Agenda subject voting are replaced

Tbilisi parliament have earlier used the "Agenda Subject Voting Report" (\$1440). This is now replaced by a new rapport called "Voting report (no title) sorted by name" (\$1444 ). The old one can be deleted if needed

Alternatively reports \$1445, \$1446, \$1447 can be used



[www.shure.com](http://www.shure.com)

**United States, Canada, Latin  
America, Caribbean:**

Shure Incorporated  
5800 West Touhy Avenue  
Niles, IL 60714-4608  
USA

Phone: +1 847 600 2000  
Fax: +1 847 600 1212 (USA)  
Fax: +1 847 600 6446  
Email: [info@shure.com](mailto:info@shure.com)

**Europe, Middle East, Africa:**

Shure Europe GmbH  
Jakob-Dieffenbacher-Str. 12  
75031 Eppingen  
Germany

Phone: +49 (0) 7262-9249-100  
Fax: +49 (0) 7262-9249-114  
Email: [info@shure.de](mailto:info@shure.de)

**Asia, Pacific:**

Shure Asia Limited  
22/F, 625 King's Road  
North Point, Island East,  
Hong Kong

Phone: (+852) 2893-4290  
Fax: (+852) 2893-4055  
Email: [info@shure.com.hk](mailto:info@shure.com.hk)